



**OCHIG (fisher), NIGIG (otter)
AND GIDAGAA-BIZHIW (bobcat)
HARVESTS DURING 2008 - 2009
IN THE 1837 AND 1842 CEDED TERRITORIES
IN WISCONSIN AND MINNESOTA**

by

Jonathan Gilbert Ph.D.
GLIFWC
Wildlife Section Leader

Admin Report 09 - 09
August 2009

**Great Lakes Indian Fish
& Wildlife Commission**

P. O. Box 9
Odanah, WI 54861
(715) 682 - 6619

OCHIG (fisher), NIGIG (otter) AND GIDAGAA-BIZHIW (bobcat) HARVESTS DURING 2008 - 2009 IN THE 1837 AND 1842 CEDED TERRITORIES IN WISCONSIN AND MINNESOTA

Introduction

The purpose of this report is to provide the results of the 2008 - 2009 off-reservation treaty trapping seasons for ochig (fishers), nigig (otters) and gidagaa-bizhiw (bobcats) in the 1837 and 1842 ceded territories of Wisconsin and Minnesota (Figure 1). Hunters and trappers were members of the six Wisconsin Bands of Lake Superior Chippewa Indians and the Mille Lacs Chippewa Tribe (Minnesota). Harvests by Fond du Lac trappers were reported by Schrage (pers. commun.) and are included in totals in this report.

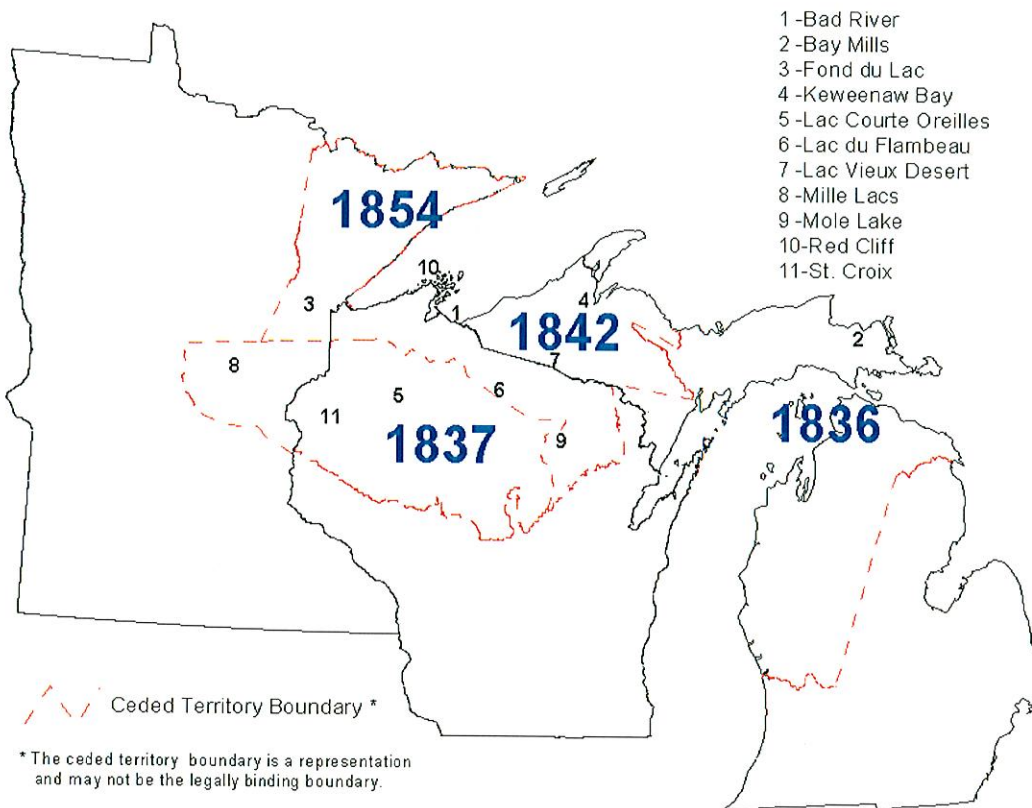


Figure 1. Location of GLIFWC member tribes in Michigan, Wisconsin and Minnesota.

Regulations and Annual Summary

Wisconsin

The trapping season began on October 1 for otters and bobcats and on November 1 for fishers. The season ended on March 31 for these species. Trappers (and hunters for bobcats) were required to obtain carcass tags for each species. Upon harvest the trapper or hunter was required to tag the animal and register it at a tribal registration station by 5:00 pm of the third working day after harvest. Fisher harvest was managed by zone, while otter and bobcat harvest limits applied throughout the ceded territories.

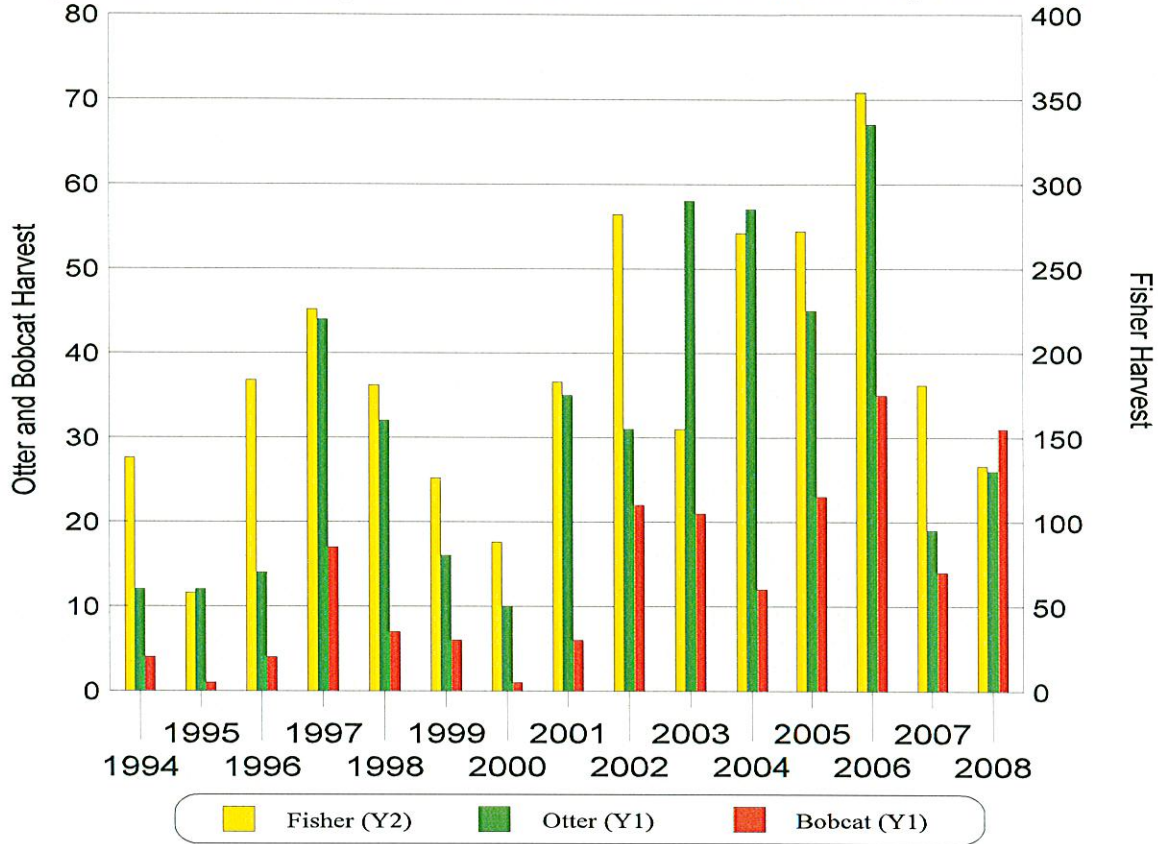
The number of tribal members validating their permits for trapping increased by more than 200 from 2007 to 1,241 trappers (Table 1). Otter and bobcat harvests increased from the 2007 levels, while fisher harvest declined (Figure 2).

Table 1. Number of licensed trappers and numbers of fishers, otters, and bobcats harvested by tribal members in Wisconsin during off-reservation treaty trapping seasons from 1994 - 95 through 2008 - 2009.

Season	Licensed Trappers*	Fisher Harvest	Otter Harvest	Bobcat Harvest
1994 - 1995	736	138	12	4
1995 - 1996	966	58	12	1
1996 - 1997	1,125	184	14	4
1997-1998	1,449	226	44	17
1998-1999	1,570	181	32	7
1999 - 2000	1,539	126	16	6
2000 - 2001	1,125	88	10	1
2001 - 2002	1,065	182	35	6
2002 - 2003	1,013	282	31	22
2003 - 2004	1,047	155	58	21
2004 - 2005	943	271	57	12
2005 - 2006	1,467	272	45	23
2006 - 2007	1,265	354	65	35
2007 - 2008	1,032	181	19	14
2008 - 2009	1,241	133	26	31

* The number of licensed trappers reflects the number of tribal members validating their off-reservation treaty harvesting permit for trapping, whether or not they set any traps or received any trapping tags. From 1997 - 98 through 2008 - 2009 this number included Mille Lacs members trapping in Minnesota.

Figure 2. Tribal fisher, otter and bobcat harvests in Wisconsin, 1993-2007.



Minnesota

The 2008 - 2009 treaty trapping seasons in the Minnesota 1837 ceded territory were concurrent with those in Wisconsin. In 2008 - 2009 there were no fishers, otters, bobcats or martens registered at the Mille Lacs registration station or at the Fond du Lac station from the 1837 ceded territories.

FISHER HARVEST

Wisconsin

The off-reservation treaty fisher season began on November 1, 2008 and extended to March 31, 2009. During this 151 day period a total of 133 fishers were harvested off-reservation by tribal members (Table 2). This represented an decline of 48 fishers from the 2007 - 2008 harvest (181) (Table 1).

Fisher populations in the ceded territory are healthy and have stabilized at about 10,000 - 11,000 fishers (population modeling, WDNR). Research indicates that when the sex ratio of the harvest is in favor of females, the population is likely being over-exploited. This was the result in 2008 for the second time.

Table 2. Off-reservation treaty fisher harvest as reported by registration station for the 2008 - 2009 season.

Registration Station	Males	Females	Unknown	Totals
Bad River	1	1	0	2
Fond du Lac	1	1	0	2
Lac Courte Oreilles	30	33	0	63
Lac du Flambeau	1	0	0	1
Mille Lacs	0	0	0	0
Mole Lake	3	0	0	3
Red Cliff	4	6	0	10
St. Croix	20	32	0	52
In Field Registration	0	0	0	0
Totals	60	73	0	133

Tribal trappers in Wisconsin harvested fisher in 5 of the 6 fisher trapping zones (Table 3, Figures 3 and 4). Tribal members harvested 72 fishers in Zone A, 46 fishers in Zone B, and 133 of the overall quota of 1,350 fishers. Tribal harvest was concentrated in a few management units in each zone.

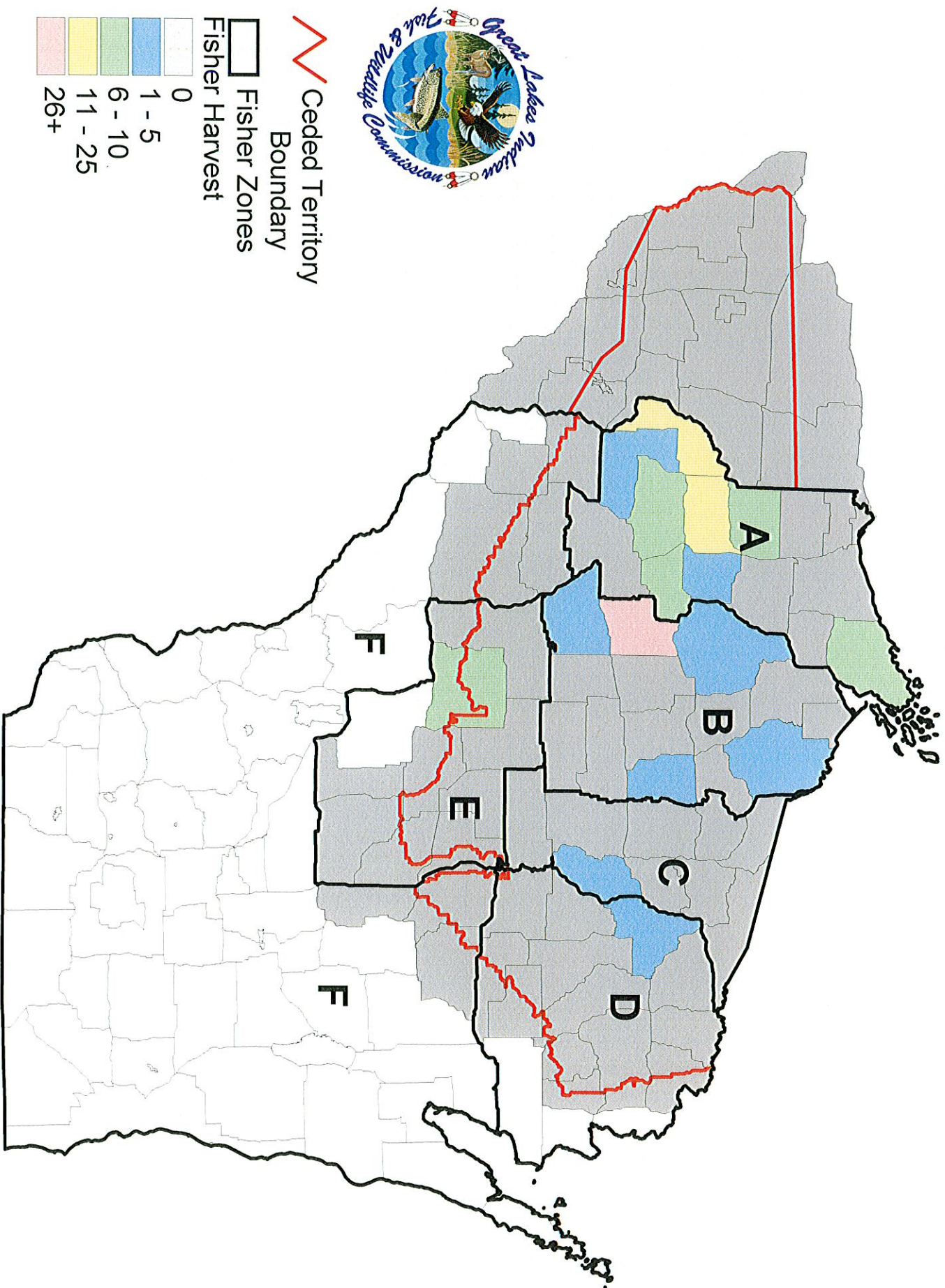


Figure 4. Distribution of tribal off-reservation treaty fisher harvest in the Wisconsin and Minnesota ceded territories during the 2008 - 2009 trapping season.

Table 3. Off-reservation treaty fisher harvest and quota levels reported by deer management unit (DMU) and fisher zone for the 2008 - 2009 season in Wisconsin.

FISHER ZONE	DMU	TRIBAL QUOTA	MALE	FEMALE	UNKNOWN	TOTAL
A	3	425	4	6	0	10
	8		2	8	0	10
	10		9	11	0	20
	11		5	6	0	11
	12		0	1	0	1
	15		2	6	0	8
	16		2	1	0	3
	17		5	4	0	9
	SUBTOTAL		29	43	0	72
B	13	312	1	1	0	2
	18		19	21	0	40
	23		0	2	0	2
	28		0	1	0	1
	30		1	0	0	1
	SUBTOTAL		21	25	0	46
C	52	200	3	0	0	3
	SUBTOTAL		0	0	0	3
D	38	250	1	0	0	1
	SUBTOTAL		1	0	0	1
E	58	88	5	4	0	9
	SUBTOTAL		5	4	0	9
F	SUBTOTAL	75	0	0	0	0
Unknown			1	1	0	2
TOTAL		1350	56	72	0	133

Table 4. Off-reservation treaty fisher harvest totals reported by county for the 2007 - 2008 season in Wisconsin.

County	Males	Females	Unknown	Totals
Bayfield	4	6	0	10
Burnett	18	31	0	49
Chippewa	0	2	0	2
Clark	2	1	0	3
Douglas	1	1	0	2
Eau Claire	3	3	0	6
Iron	0	1	0	1
Lincoln	3	0	0	3
Oneida	1	0	0	1
Polk	2	1	0	3
Price	1	0	0	1
Rusk	18	21	0	39
Sawyer	5	2	0	7
Washburn	2	4	0	6
Totals	60	73	0	133

Tribal harvest of fisher was distributed among 14 counties (Table 4) an increase of 1 county over 2007 - 2008. In 2008 - 2009 more fishers were harvested in Burnett county than any other. Rusk county was second.

Minnesota

No fishers were harvested by tribal members in the Minnesota 1837 ceded territory.

OTTER HARVEST

Wisconsin

Twenty six (26) otters were harvested off-reservation by tribal members during the 2008 - 2009 trapping season (Tables 5, 6 and 7), which ran concurrent with the fisher trapping season. This harvest represented an increase of 7 otters from 2007 - 2008 (Table 1). Most otters were registered at St. Croix.

Table 5. Off-reservation treaty otter harvest as reported by registration station for the 2008 - 2009 season in Wisconsin.

Registration Station	Males	Females	Totals
Bad River	0	0	0
Lac Courte Oreilles	1	5	6
Lac du Flambeau	0	0	0
Mille Lacs	0	0	0
Mole Lake	0	1	1
Red Cliff	0	0	0
St. Croix	13	6	19
Totals	14	12	26

Minnesota

There were no otters registered in the 1837 ceded territory.

Table 6. Off-reservation treaty otter harvest reported by deer management unit for the 2008 - 2009 season in Wisconsin.

Deer Management Unit	Males	Females	Totals
8	3	2	5
10	0	1	1
11	9	2	11
15	1	1	2
17	0	1	1
18	1	4	5
39	0	1	1
Totals	14	12	26

Table 7. Off-reservation treaty otter harvest as reported by county for the 2008 - 2009 season in Wisconsin.

County	Males	Females	Totals
Burnett	13	6	19
Forest	0	1	1
Rusk	1	2	3
Sawyer	0	2	2
Washburn	0	1	1
Total	14	12	26

BOBCAT HARVEST

Wisconsin

There were 31 bobcats harvested during the 2008 - 2009 off-reservation treaty trapping season, which began October 1, 2008 and extended through March 31, 2009 (Tables 8, 9 and 10). This was an increase of 17 bobcats from the 2007 - 2008 off-reservation bobcat harvest (Table 1).

Table 8. Off-reservation treaty bobcat harvest as reported by registration station for the 2008 - 2009 season in Wisconsin.

Registration Station	Males	Females	Total
Bad River	3	3	6
Lac Courte Oreilles	4	7	11
Lac du Flambeau	2	5	7
Mille Lacs	0	0	0
Mole Lake	3	3	6
Red Cliff	1	0	1
St. Croix	0	0	0
In Field	0	0	0
Total	13	18	31

Table 9. Off-reservation treaty bobcat harvest reported by deer management unit for the 2008 - 2009 season in Wisconsin.

Deer Management Unit	Males	Females	Total
3	1	0	1
5	1	0	1
13	1	2	3
18	1	5	6
19	1	0	1
24	1	0	1
28	1	1	2
29A	1	1	2
31	1	1	2
35	0	1	1
36	0	1	1
38	0	1	1
39	0	1	1
43	2	0	2
44	1	2	3
Unknown	1	2	3
Total	13	18	31

Table 10. Off-reservation treaty bobcat harvest as reported by county for the 2006 - 2007 season in Wisconsin.

County	Males	Females	Total
Ashland	1	2	3
Bayfield	2	0	2
Chippewa	1	0	1
Forest	1	3	4
Iron	2	2	4
Langlade	2	0	2
Oneida	1	2	3
Rusk	0	4	4
Sawyer	3	3	6
Vilas	0	2	2
Unknown	0	2	2
Total	13	18	31

Minnesota

No bobcats were harvested in 1837 Minnesota Ceded Territory.

